



Hydradjust® IV Remanufactured Urology Table

World renowned for smooth and reliable hydraulic functions, these Liebel-Flarsheim Hydradjust IV urology tables offer superior patient positioning and comfort. Thoroughly remanufactured by Huestis Medical, these durable tables deliver better than new performance. All Huestis Medical remanufactured systems are guaranteed to deliver performance and safety features that meet or exceed original manufacturer's specifications – at about half the price of new! Custom matched to your specific needs, tables are offered stand-alone, with imaging chains or as complete suites including generator and digital imaging systems.

Features

Table Functions

- X-ray tube support can be stored out of the way during patient transfer.
- Extensive table top travel provides complete diagnostic coverage in the lateral motion.
- Extended longitudinal travel provides full coverage of the entire KUB tract.
- Variable table top elevations enable easy patient transfer, performance of procedures from a sitting or standing position and adjustment for different ceiling heights.
- Table top tilt positioning for TUR's, Cysto's, Uro Dynamics and various radiography procedures.
- Audible tone and interrupted table motion signal with table horizontal.
- Image tube/x-ray tube has longitudinal movement of 6.5"
- Distributed weight up to 350lbs.

Table Function Controls

- Hydraulically controlled table motions provide smooth and reliable service.
- Hand switch controls table and tomographic functions.
- Moisture-proof footswitch controls elevation and tilt to maintain patient's perineal area at eye level of urologist.

Automatic Cassette Loader

- Works with all standard cassettes.
- Includes selectable Ion Chamber exposure control.

Uro Drain System

- Sterile, disposable, drain bag.
- Collapsible for easy table access.

Table Elevation Range (from table top)

- Low Position: 36" (914 mm)
- High Position: 50" (1270 mm)
- Speed of Travel: 1" (25 mm)/ sec.

Table Tilt Range

- Trendelenberg: 20 degrees
- Reverse Trendelenberg: 90 degrees
- Speed of Travel: 5 degrees/sec.

Longitudinal Table Top Travel

- Total Travel: 20" (508 mm)
- Speed of Travel: 1-1/2" (38 mm)/ sec.

Lateral Table Top Travel

- ±6" (152 mm)
- Total Travel: 12" (305 mm)
- Speed of Travel: 1-1/2" (38 mm)/ sec.
- 0.62"/sec. to 1.5"/sec.

Image Intensifier Adaptability

- Sizes up to: 16" diameter (406 mm)
- Image distance: 4" (102 mm)
(from table top)
- 0.62"/sec. to 1.5"/sec.

Tomographic Feature (Optional)

- Automatic-Linear (Patient Stationary)
- Amplitude: 8 degrees/ 24 degrees
- Plane Select: 2 cm to 18 cm
(measured from the table top)
- Speed at 8 degrees: < 1 second
- Speed at 24 degrees: < 2 seconds
- S.I.D.: 40" (1016 mm)

Rapid Radiographic Attachment

- No cassette tray; uses film cassette.
- Automatic
- One on One
- Cassette Size: (either direction)
8" x 10" (203 mm x 254 mm) through
14" x 17" (356 mm x 432 mm)
- Speed: < 2 seconds
- Film plane from table top: 2.12" (55 mm)
- Stationary grid: 152 lines per inch
(60L/cm), 12:1 ratio

X-ray Tube Support Arm

- S.I.D.: 40" (1016 mm)
- Oblique angle: ±14 degrees

Electrical Supply

- 115V 50/ 60 Hz
- 230V 50/ 60 Hz
- 100V 50/ 60 Hz
- Current: Approximately 10 amps
at 115V 60 Hz

Hydradjust IV is a registered trademark of Liebel-Flarsheim

HUESTISMEDICAL


Huestis ARI, 597 Winthrop Street, Taunton, Massachusetts 02780-2166 USA
508 824-8628 • 800 333-6070 • Fax 508 824-8629 • www.huestismedical.com

ISO9002
CERTIFIED


Hydradjust® IV Premier Remanufacturing

Huestis Medical's uncompromising remanufacturing process begins with a full system tear-down. Each mechanical and electronic component is then thoroughly tested, evaluated and refurbished functionally and cosmetically to exacting standards.

Custom matched to your specific needs, tables are offered stand-alone, with imaging chains or as complete suites including generator.




Complete Table Tear-Down
The Hydradjust IV table is thoroughly stripped, cleaned and completely torn-down to expose and refurbish all working components.



Full Mechanical/ Electronic Testing
All electronic and mechanical components are fully inspected and refurbished or replaced to meet or exceed original manufacturer's specifications.


Special Features



Movable X-ray Tube Arm
X-ray tube support arm can be rotated out of the way during patient transfer for optimal patient safety.



Leg Supports
Easily pivoting supports with locking ratchet arms offer superior patient comfort.



Automatic Cassette Loader
Convenient cassette loader automatically centers cassette, senses size, and ejects cassette after exposure.

Versatile Options



Custom Imaging Chain
Contact Huestis Medical for specific recommendations on imaging options available to complement your system.



Collapsible Drainage System
Sterile, disposable drain bag system is collapsible providing full table access. Stainless drain pan also available.

HUESTISMEDICAL
making it possible

www.huestismedical.com